

# Phy 321 HW #1 Solution

HW1-1

1) Taylor expansion:  $f(x) \approx f(x_0) + (x-x_0)f'(x_0) + \frac{1}{2!}(x-x_0)^2 f''(x_0) + \dots$

\*here,  $x_0 = \frac{\pi}{4}$  and  $f(x) = \sin x$

$$f(x) = \sin x \Rightarrow f\left(\frac{\pi}{4}\right) = \frac{1}{\sqrt{2}}$$

$$f'(x) = \cos x \Rightarrow f'\left(\frac{\pi}{4}\right) = \frac{1}{\sqrt{2}}$$

$$f''(x) = -\sin x \Rightarrow f''\left(\frac{\pi}{4}\right) = -\frac{1}{\sqrt{2}}$$

$$f'''(x) = -\cos x \Rightarrow f'''\left(\frac{\pi}{4}\right) = -\frac{1}{\sqrt{2}}$$

etc...

$$\therefore \sin x \approx \frac{1}{\sqrt{2}} \left( 1 + (x - \frac{\pi}{4}) - \frac{1}{2!} (x - \frac{\pi}{4})^2 - \frac{1}{3!} (x - \frac{\pi}{4})^3 + \dots \right)$$

2)  $\vec{A} = \hat{i} - \hat{j} + 2\hat{k}$ ,  $\vec{B} = -2\hat{i} + \hat{j} + 3\hat{k}$

a)  $\vec{A} - \vec{B} = 3\hat{i} - 2\hat{j} - \hat{k}$ , and  $|\vec{A} - \vec{B}| = \sqrt{(3)^2 + (-2)^2 + (-1)^2} = \sqrt{14} = 3.74$

b) let  $\hat{A} = \frac{\vec{A}}{|\vec{A}|}$ . From the def. of the dot product,  $\vec{B} \cdot \hat{A}$  gives the component of  $\vec{B}$  along  $\vec{A}$ .

$$\Rightarrow B_A = \frac{\vec{B} \cdot \vec{A}}{A} = \frac{-2 - 1 + 6}{\sqrt{1^2 + 1^2 + 2^2}} = \frac{3}{\sqrt{6}} = 1.225$$

c) since  $\vec{A} \cdot \vec{B} = AB \cos \theta \Rightarrow \cos \theta = \frac{\vec{A} \cdot \vec{B}}{AB} = \frac{3}{\sqrt{6} \cdot \sqrt{14}} = \frac{\sqrt{3}}{\sqrt{2} \cdot \sqrt{14}} \Rightarrow \theta = \cos^{-1}\left(\sqrt{\frac{3}{2}} \frac{1}{\sqrt{14}}\right) = 1.237 \text{ rad} = 70.9^\circ$

d)  $\vec{A} \times \vec{B} = (A_y B_z - A_z B_y)\hat{i} + (A_z B_x - A_x B_z)\hat{j} + (A_x B_y - A_y B_x)\hat{k}$

$$= (-3 - 2)\hat{i} + (-4 - 3)\hat{j} + (1 - 2)\hat{k}$$

$$= \underline{-5\hat{i} - 7\hat{j} - \hat{k}}$$

$$2e) (\vec{A} + \vec{B}) \times (\vec{A} - \vec{B}) = \vec{A} \times \vec{A} - \vec{A} \times \vec{B} + \vec{B} \times \vec{A} - \vec{B} \times \vec{B}$$

$$= -2 \vec{A} \times \vec{B} = 10 \hat{i} + 14 \hat{j} + 2 \hat{k}$$

$$3) z = h(x, y) = 10 + \frac{1}{2}x + \frac{1}{4}y + \frac{1}{2}xy - \frac{1}{4}x^2 - \frac{1}{2}y^2$$

a) Find extremum by setting  $\vec{\nabla} h(x, y) = 0$

$$1) \frac{\partial h}{\partial x} = \frac{1}{2} + \frac{1}{2}y - \frac{1}{2}x = 0$$

$$2) \frac{\partial h}{\partial y} = \frac{1}{4} + \frac{1}{2}x - y = 0$$

} 2 eqns, 2 unknowns. Solving for  $x$  &  $y$ :

$$2) \Rightarrow y = \frac{1}{4} + \frac{1}{2}x \text{ plug into 1)}$$

$$0 = \frac{1}{2} + \frac{1}{8} + \frac{1}{4}x - \frac{1}{2}x = \frac{5}{8} - \frac{1}{4}x \Rightarrow x = \frac{5}{2}$$

$$\text{plugging back into 2) } \Rightarrow y = \frac{1}{4} + \frac{5}{4} = \frac{3}{2}$$

$$\text{Finally, evaluating } h\left(\frac{5}{2}, \frac{3}{2}\right) = 10 + \frac{5}{2} + \frac{3}{2} + \frac{15}{4} - \frac{25}{4} - \frac{9}{2}$$

$$= \frac{160 + 20 + 6 + 30 - 25 - 18}{16}$$

$$= \frac{216 - 43}{16} = 10.8125$$

b) We want to find the normal vector  $\hat{n}$  to the mountain at  $(x, y) = (1, 1)$



\* Recall that for a 3d surface  $f(x,y,z) = C$  ( $C = \text{constant}$ ),

$$\text{then } \frac{\vec{\nabla} f(x,y,z)}{|\vec{\nabla} f(x,y,z)|} = \hat{n}$$

\* for the present case, we let  $f(x,y,z) = z - h(x,y)$

$$\therefore \vec{\nabla} f = -\left(\frac{1}{2} + \frac{y}{2} - \frac{x}{2}\right)\hat{i} - \left(\frac{1}{4} + \frac{x}{2} - y\right)\hat{j} + \hat{k}$$

$$\vec{\nabla} f \Big|_{x,y=1} = -\frac{1}{2}\hat{i} + \frac{1}{4}\hat{j} + \hat{k}$$

$$\therefore \hat{n} = \frac{-\frac{1}{2}\hat{i} + \frac{1}{4}\hat{j} + \hat{k}}{\sqrt{\frac{1}{4} + \frac{1}{16} + 1}} = -.436\hat{i} + .218\hat{j} + .873\hat{k}$$

Finally, we use that

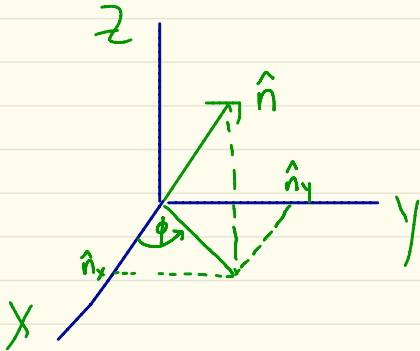
$$\hat{n} \cdot \hat{k} = \cos\theta \Rightarrow \theta = \cos^{-1} [.873]$$

$$= .5095 \text{ rad}$$

$$= 29.19^\circ$$



c) First, let's find the azimuthal angle  $\phi$  (measured from x-axis)



$$\tan\phi = \frac{\hat{n}_y}{\hat{n}_x} \Rightarrow \phi = \tan^{-1}\left(\frac{.218}{-.436}\right) = -.464 \text{ rad}$$

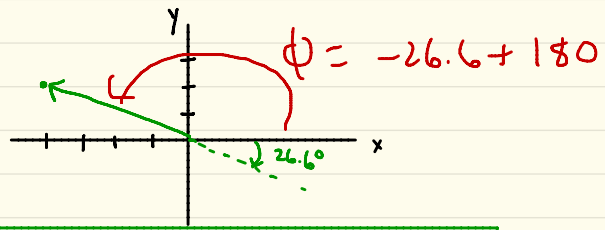
$$\phi = -26.56^\circ + 180^\circ$$

$$\phi = 153.4^\circ$$

Note: If you're rusty w/ your inverse Trig functions + wondering why I took

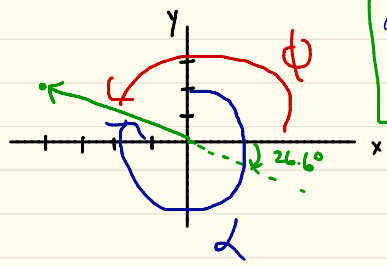
$$\phi = \tan^{-1}\left(\frac{-2.18}{4.36}\right) = -26.6^\circ$$

and then added  $180^\circ$  to it to get  $\phi = 153.4^\circ$ , draw a little picture in xy plane of  $(N_x \hat{i} + N_y \hat{j})$



So,  $\phi = 153.4^\circ$  measured from x-axis as shown.

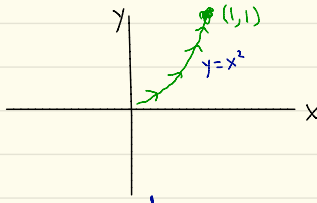
Lastly, we can convert this to a compass  $\alpha$ , which is measured from the North (y) axis in the clockwise direction



$$\begin{aligned} \text{compass angle } \alpha &= 360 - (153.4 - 90) \\ &= 296.6^\circ \end{aligned}$$

4) let  $\vec{F} = y^2 \hat{i} + \alpha xy \hat{j}$  where  $\alpha = 1$  (force B)  
 $\alpha = 2$  (force A)

a)  $W = \int \vec{F} \cdot d\vec{r}$



$$W = \int F_x dx + \int F_y dy = \int_0^1 (F_x + F_y \frac{dy}{dx}) dx$$

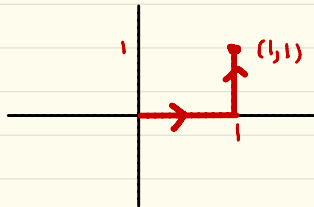
$$= \int_0^1 (y^2 + \alpha xy \frac{dy}{dx}) dx \quad \text{but } y = x^2$$

$$= \int_0^1 (x^4 + 2\alpha x^4) dx = \left( \frac{1}{5} x^5 + \frac{2}{5} \alpha x^5 \right) \Big|_0^1 = \frac{1}{5} (1 + 2\alpha)$$

$$\therefore W_A = 1 \text{ Joule}$$

$$W_B = \frac{3}{5} \text{ Joule}$$

b) For the path:



$$W = \int_0^1 F_x(x,0) dx + \int_0^1 F_y(1,y) dy$$

$$= 0 + \alpha \int_0^1 y dy = \frac{\alpha}{2}$$

$$\therefore W_A = 1 \text{ Joule}$$

$$W_B = \frac{1}{2} \text{ Joule}$$

4c)

Force A might be conservative since  $W_A$  is path-indep. for the 2 cases.  
Force B is not.

To conclusively answer if  $\vec{F}_A$  is conservative, we need to see if we can write it as

$$\vec{F}_A \stackrel{?}{=} -\vec{\nabla}U$$

Claim:  $U = -xy^2 + C$  does the trick, as you can easily verify.

$$5) \vec{R} = \frac{\int dx dy \vec{r}}{\int dx dy} \quad A = \int dx dy = \int_0^1 dx \int_0^{2x} dy = 1$$

$$\therefore \vec{R} = \int_0^1 dx \int_0^{2x} dy (x \hat{i} + y \hat{j})$$

$$R_x = X = \int_0^1 dx x \int_0^{2x} dy = 2 \int_0^1 dx x^2 = \frac{2}{3}$$

$$R_y = Y = \int_0^1 dx \int_0^{2x} dy y = \int_0^1 dx \frac{(2x)^2}{2} = 2 \int_0^1 dx x^2 = \frac{2}{3}$$

$$\therefore \vec{R} = \frac{2}{3} \hat{i} + \frac{2}{3} \hat{j}$$