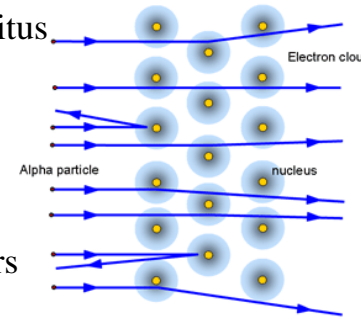


## Today

- Announcements:
  - HW#9 is due April 2 at 8:00 am
  - Voting for the Spring Break Story contest is due April 2 at 8:00 am
  - HW#10 will be due April 9 at 8:00 am
- Atoms and Nuclei

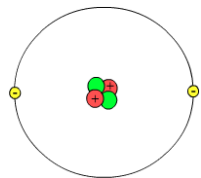
## History

- ca. Fourth century B.C.: Democritus proposes that matter is made of indivisible units called *atoma*.
- 1896: Henri Becquerel discovers radioactivity by chance.
- 1911: Ernest Rutherford discovers the nucleus. He found something hard and small at the center of atoms



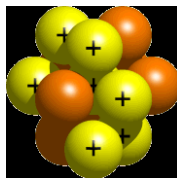
## From Large to Small

Atoms



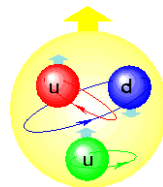
Made of nuclei and electrons.  
Size:  $10^{-9}$  m

Atomic Nucleus



Made of neutrons and protons.  
Size:  $10^{-14}$  m

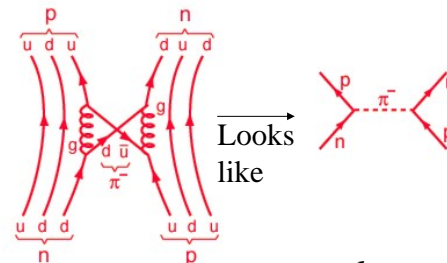
A Proton



Made of quarks.  
Size:  $10^{-15}$  m  
A neutron has ddu quarks.

## The Strong force at work

Strong force actually is mostly the result of exchange of pairs of quarks.

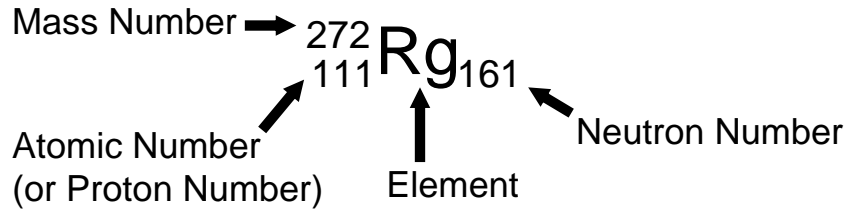


The probability of an interaction decreases exponentially with the mass of the exchanges particle.

$$\Delta E \Delta t = mc^2 \Delta t \geq \frac{h}{4\pi} \rightarrow \text{range} = c \Delta t = \frac{h}{4\pi cm}$$

## The Nucleus

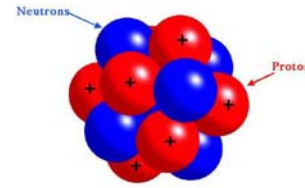
- The nucleus contains more than 99.95% of an atom's mass, but only 1E-15 of its volume!
- The *nucleons* are held together by the *strong force*, even though the protons repel each other very strongly.



ISP209s8 Lecture 21

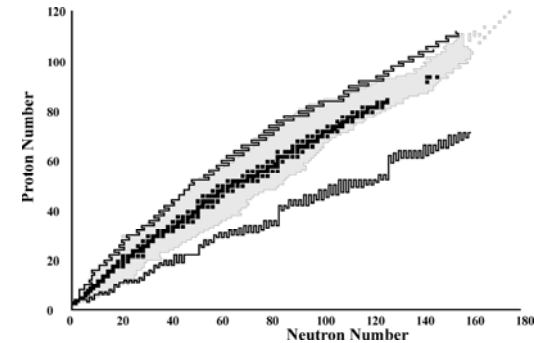
-5-

## Atomic Nuclei and Elements



The number of protons determine the element (oxygen). The number of neutrons+protons determines the atomic mass (16 as shown). This nucleus is  $^{16}\text{O}$ .


The Chart of the Nuclides: A Map of All Known and Possible Nuclei



## Radioactivity

- A radioactive nucleus is unstable:

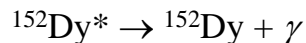
– Alpha Decay




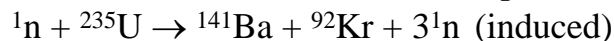
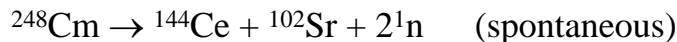
– Beta Decay



– Gamma Decay



– Fission



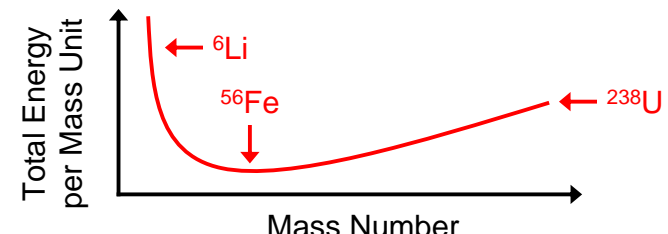
$^{238}\text{Pu}$  heated by its own radioactivity.

ISP209s8 Lecture 21

-7-

## Why are some nuclei unstable?

- Two fundamental tendencies in nature:
  - Move toward higher entropy
  - Move toward lower potential energy
- For most nuclear processes the change in entropy is  $\sim 0$ . Therefore, energy dominates.

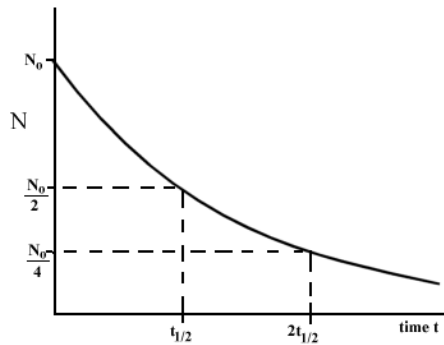


-8-



## Half-Life

Radioactive decay is governed by the rules of quantum mechanics. If we start with  $N_0$  atoms, after one **half-life** then half will have decayed (on average). In the next half-life, half of those remaining will have decayed, and so on.



## Law of Radioactive Decay

- Nuclei decay according to the Law of Radioactive decay:

Amount Now  $\longrightarrow N = N_0 e^{-\lambda t}$   $\longleftarrow$  Time  
 Original Amount  $\longleftarrow$   $N_0$   $\longleftarrow$  A Constant

- A more useful form is this:

Observed Ratio  $= \frac{N}{N_0} = \left(\frac{1}{2}\right)^{(t/t_{1/2})}$   $\longleftarrow$   $t_{1/2}$  is the Half-Life



## Sample Problem

Suppose we find a sample of material that has 43.5% of the expected original amount. The half-life of the material is 23.0 days. What is the best estimate for the age of the sample?

$$\frac{N}{N_0} = \left(\frac{1}{2}\right)^{(t/t_{1/2})} \Rightarrow \frac{N}{N_0} = 0.435 = \left(\frac{1}{2}\right)^{(t/23.0 \text{ d})}$$

$$\ln 0.435 = \ln \left[ \left(\frac{1}{2}\right)^{\left(\frac{t}{23.0 \text{ d}}\right)} \right] = \left(\frac{t}{23.0 \text{ d}}\right) \ln(1/2)$$

$$\Rightarrow t = \frac{(23.0 \text{ d})(\ln 0.435)}{\ln(1/2)} = 27.6 \text{ d}$$



## Examples of Radioactive Dating

- $^{14}\text{C}$  (half-life = 5730 y) is used to date archeological objects. Normal living material has a certain amount of  $^{14}\text{C}$ , which is produced in the atmosphere.
- $^{40}\text{K}$  (half-life = 1.25 Gy) is used to date rocks. It decays 10% of the time to  $^{40}\text{Ar}$  which is not naturally found in most rocks.
- $^{238}\text{U}$  (half-life = 4.5 Gy) is used to date the Earth, the Sun, and other stars. This is one of the ways we estimate that the Earth is 4.5 Gy old.



### Average Dose per Year

We are constantly exposed to small amounts of radiation. As long as the damage is not too great our natural repair mechanisms fix the damage:

Source	Dose (mrem/year)
Radon	200
Medical/Dental X-Rays	40
Internal Sources	40
Other Natural Sources	60
Consumer Products	~11

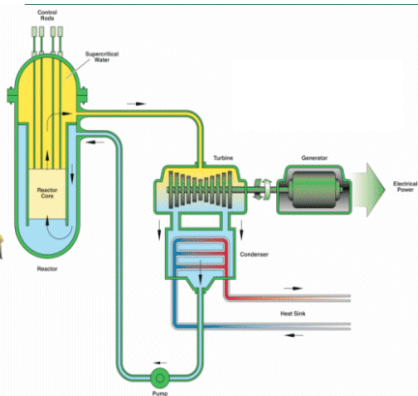


### Average Dose per Year (continued)

Source	Dose (mrem/year)
Nuclear Medicine	~15
Fallout from weapons testing	~2
Nuclear Power	~0.4
Coal Power	~1.2
Total (U.S. Average)	~360
Smoking one pack per day	+1200
Smoking two packs per day	+2400



### Nuclear Power

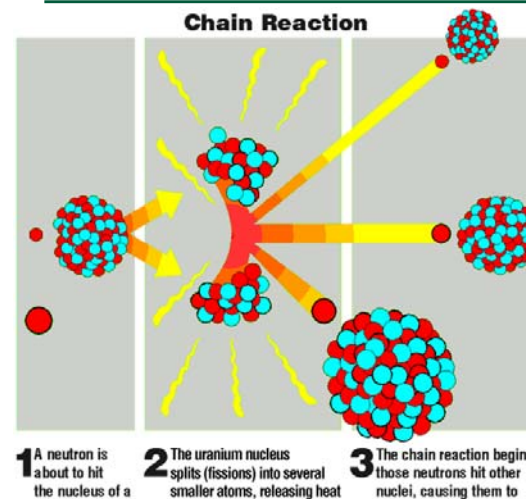


- A nuclear reactor is a fancy way of generating heat to produce steam. The rest works like a traditional power plant.
- All nuclear plants produce *fissile* material as part of their operation. This has led to concerns about *proliferation* of this material, which could be used for a dirty bomb or possibly to make a nuclear weapon.

- Nuclear plants produce radioactive wastes which must be stored safely, possibly for tens of thousands of years.
- Nuclear plants do not produce greenhouse gases.



### Chain Reaction

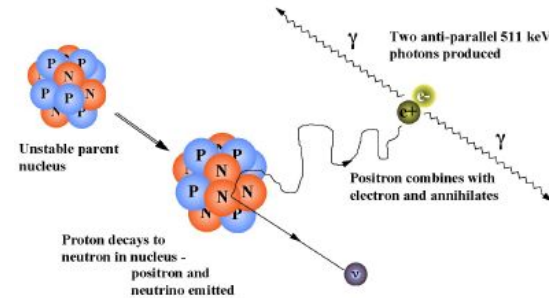


- This process repeats continuously.
- Nuclear Reactor: Stays at “criticality.”
- Nuclear Weapon: Reaction goes “supercritical.”

## RISK – Average Loss of Life Expectancy (days)

- Being male 2800
- Being unmarried 2000
- Smoking cigarettes (1 pack/day) 1600
- Coal Mining 1100
- Cancer 980
- 30 lb overweight 900; 15 lb overweight 450
- Driving a car (risk of accidents) 200
- Alcohol 130
- Homicide 90
- Drowning 40
- Diet drinks, one per day for life 2
- Power generated by all nuclear 1.5 (Union Concerned Scientists)
- Hurricanes and tornadoes 1
- Airline crashes 1

## How Positron Emission Tomography Works



ISP209s8 Lecture 21

-18-

## PET Scanner

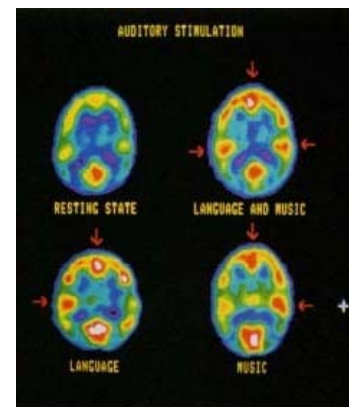


© 2006 Thomson Waltham U.S. Govt. has certain rights

ISP209s8 Lecture 21

-19-

## Nuclear Medicine



- *Radiolabelled* compounds can be injected into the body for diagnostic purposes.
- Similarly, compounds can be attached to tumors to kill them (but leaves them in place).
- X-rays, CT scans, PET scans.

Example of use  
Roger Ressmeyer/Corbis

ISP209s8 Lecture 21

-20-